

HIVR4P // Virtual Delegate Guide to Accessing the Conference Platform

The HIVR4P // Virtual conference will take place online, using a dynamic and user-friendly platform that delegates can navigate much like a website. With a combination of live, taped and on-demand presentations across four conference days (27 & 28 Jan and 3 & 4 Feb) HIVR4P // Virtual will include the world's leading HIV prevention researchers, implementers and advocates, along with the latest science in 29 research categories. The full programme can be found [here](#). Below are tips to access the discussions held and content shared at the conference. If you have additional questions or need assistance, please contact the e-Congress assistance via hivr4p2021@key4events.com. The team will answer any questions you might have about the HIVR4P platform. For questions about the conference programme and content, please contact secretariat@hivr4p.org.

Accessing the Conference

To open the HIVR4P // Virtual platform, a [Conference Account](#) is required. Your [Conference Account](#), accessed via the HIVR4P website, is linked to the email address you used for [registration](#). We recommend you check your Conference Account prior to the event to ensure your registration status is shown as Registration Confirmed. Without this, you will not be able to access HIVR4P // Virtual.

Use this [link](#) to log in to the conference platform. To access the platform, please enter the user name and password you provided when you registered for the conference.



[Attendee account](#)

[Programme](#)

[Help desk](#)

Welcome to HIVR4P virtual conference platform.
Please use your registration credentials to sign-in.

If you did not register please [click here](#).
If you lost your credentials, clic on lost password link.

User name

Password

[Lost password](#)

CONNECT

Live Sessions

Live session streams are located under “**Live sessions.**” There is a separate channel for each of the three live sessions; click on the channel that corresponds to the session you wish to watch at the time the session is scheduled to begin. Please note: the streams will not be available to watch before the sessions are scheduled to begin. If you are unable to watch a session live, the streams will be recorded and available to view within 24 hours after the scheduled session.


LIVE SESSIONS



Satellite Sessions

Satellite session streams are located under “**Satellites.**” There is a separate channel for each of the four satellite sessions; click on the channel that corresponds to the session you wish to watch at the time the session is scheduled to begin. Please note: the streams will not be available to watch before the sessions are scheduled to begin. If you are unable to watch a session live, most of the streams will be recorded and available to view within 24 hours after the scheduled satellite.


SATELLITES



On-demand content – Plenary Sessions

Plenary sessions are located under “**On-demand content.**” To watch a plenary session, click on the “Plenary session” icon. This will navigate you to a new webpage, where you can select the plenary session you wish to view. Plenary sessions will be available to access within 24 hours after the scheduled plenary session.

ON-DEMAND CONTENT



– Satellite Recordings Sessions

Satellite recordings sessions, including the On-demand Satellite Session, are located under “**On-demand content.**” To watch a satellite recordings session, click on the “Satellite recordings” icon. This will navigate you to a new webpage, where you can select the satellite

recordings session you wish to view. Satellite recordings sessions will be available to access within 24 hours after the scheduled satellite.



ON-DEMAND CONTENT




Oral Abstract Sessions

Oral abstract sessions are located under “**On-demand content.**” To watch an oral abstract session, click on the “Oral abstract session” icon. This will navigate you to a new webpage, where you can select the oral abstract session you wish to view. Oral abstract sessions will be available to access within 24 hours after the scheduled session.

ON-DEMAND CONTENT



To access conference abstracts, hover over the “**Programme**” icon on the ribbon located at the top of the page and select “Programme” from the drop-down menu.





This will navigate you to a new webpage with an “**Abstracts**” icon at the top of the screen. Click this icon to view all conference abstracts (oral presentations and poster presentations).



Symposia & Roundtables

Symposia and roundtables are located under “**On-demand content.**” To watch a symposium or roundtable, click on the “Symposia & Roundtables” icon. This will navigate you to a new webpage, where you can select the symposium or roundtable you wish to view. Symposia and roundtables will be available to access within 24 hours after the scheduled session.


ON-DEMAND CONTENT



Hybrid Sessions

Hybrid sessions are located under “**On-demand content.**” To watch a hybrid session, click on the “Hybrid sessions” icon. This will navigate you to a new webpage, where you can select the hybrid session you wish to view. Hybrid sessions will be available to access within 24 hours after the scheduled session.

ON-DEMAND CONTENT



E-posters


E-posters are located under “**On-demand content.**” To view the e-posters, click on the “E-posters” icon. This will navigate you to a new webpage, where you can select the category of e-posters you wish to view. E-posters can be accessed at any time once the conference begins.

ON-DEMAND CONTENT



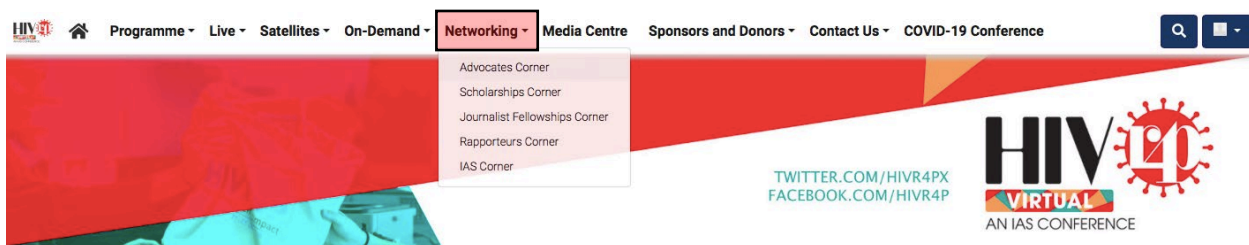
Programme

To access the conference programme (including abstracts) and speakers list, hover over the “**Programme**” icon on the ribbon located at the top of the page and select the item you wish to view.




Networking

To access networking resources including the Advocates Corner and IAS Corner, hover over the “**Networking**” icon on the ribbon located at the top of the page and select the item you wish to view. Access is restricted for the Scholarships Corner, Journalist Fellowships Corner and Rapporteurs Corner.




Media Centre

To access the media centre, click the “**Media Centre**” icon on the ribbon located at the top of the page. Access is restricted to Media Representatives.



Sponsors and Donors

To access information about conference sponsors and donors, hover over the “**Sponsors and Donors**” icon on the ribbon located at the top of the page and select the item you wish to view.



Search

Search for specific content such as a presenter, poster number, presentation title, company name, etc. using the search button in the top right corner.



Questions and Assistance

For technical issues and assistance, please contact hivr4p2021@key4events.com. The team will answer any questions you might have about the HIVR4P platform.

For questions about the conference programme and content, please contact secretariat@hivr4p.org.